

LEAKMASTER hydrophilic waterstop adhesive

DESCRIPTION

Leakmaster is a commonly used waterstop adhesive to bond to a variety of substrates, including metal, rock and concrete. It is a single component, gun-grade sealant that is moisture cured to form a tough, hydrophilic rubber elastomer. Its hydrophilic expansive properties compensate for concrete shrinkage and for joint movement.

ADVANTAGES

- Volumetric expansion of up to 2x original size upon contact with water
- Forms a tough, hydrophilic rubber elastomer
- Excellent adhesion to a variety of substrates
- Cost effective in waterproofing projects
- Versatile, fast and simple to install

TECHNICAL DATA

Composition: polyurethane prepolymer (TDI-based)

Packaging: 320 ml per tube, 24 tubes per carton.

Before curing

Appearance:	Grey mastic
Specific Gravity:	1.30 (20°C)
Extrudability:	under 30 sec
Slump:	less than 3 mm
Tack-Free Time:	8 hours at 23°C

After curing

Hardness:	35 SHORE A
Tensile Strength:	30 kg/cm ²
Elongation:	1250%
Tear Strength:	10 kg/cm ²

Adhesion

50% Tensile Strength:	6.5 kg/cm ²
Max. Tensile Strength:	11.1 kg/cm ²
Elongation at break:	570%

Coverage (bead diameter)

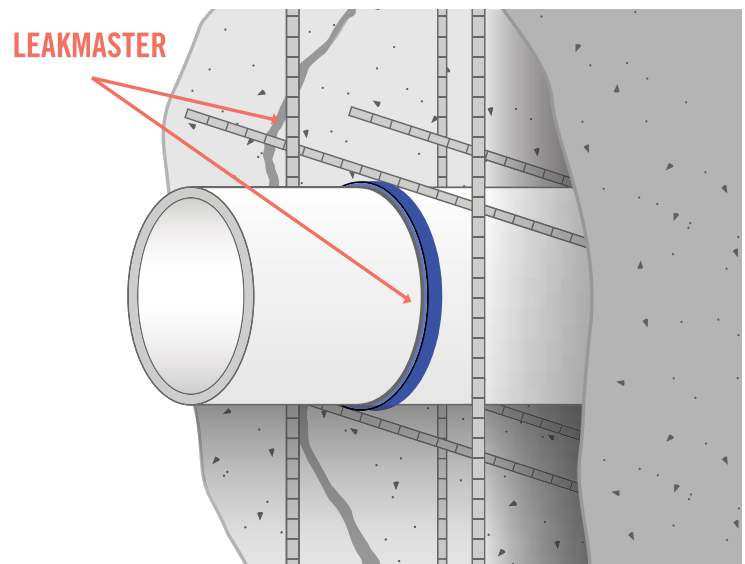
Coverage (bead diameter)	Coverage per tube
3 mm:	20-25 m
6 mm:	8-10 m
8 mm:	4-5 m
10 mm:	approx. 3 m

Leakmaster is used in pre-cast applications such as utility vaults and storage reservoirs.

APPLICATIONS

Leakmaster is suitable for use as:

- adhesive for Hydrotite profiles
- waterstop for rough or uneven surfaces (rock and concrete)
- waterstop for pre-cast applications (utility vaults)
- waterstop for sheet pile joints, steel joists and form ties
- waterstop for small diameter pipe penetrations



Leakmaster is a commonly used waterstop for pipe penetrations, where Hydrotite is not available or cost prohibitive.

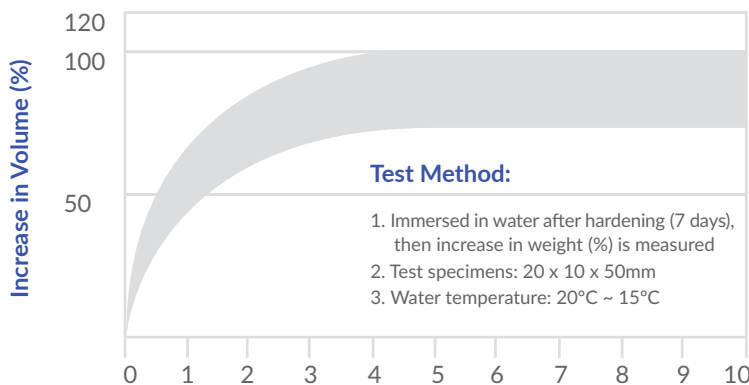


LEAKMASTER hydrophilic waterstop adhesive

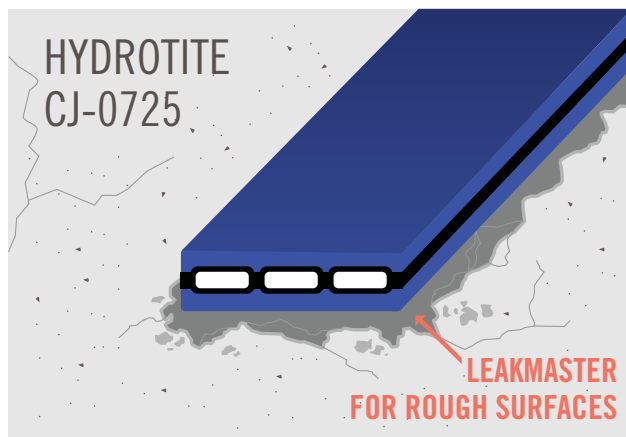
MATERIAL PROPERTIES

Unlike conventional caulking materials, which remain inert and passive following application, the hydrophilic properties of Leakmaster allow the cured material to swell upon subsequent contact by water. Leakmaster has the capacity to swell up to 2 times in volume following contact by water, while maintaining its elastomeric properties. These hydrophilic expansive properties enables Leakmaster to compensate for concrete shrinkage and for joint movement resulting from thermal changes by swelling to fill any available space.

EXPANSION GRAPH



WATERSTOP ADHESIVE FOR UNEVEN SURFACES



Concrete surfaced that are left rough due to jack hammering or, extensive weathering can be brought to a smooth level condition. Apply a sufficient bead of Leakmaster to the dry, rough concrete to insure that a smooth level surface will result. The Hydrotite profile should be placed in position within 4 hours.

INSTALLATION GUIDELINES

1. Break the moisture-proof aluminum foil on top and remove the metal seal on the bottom of the cartridge.
2. Cut nozzle at appropriate position diagonally.
3. Put cartridge into caulking gun.
4. Install nozzle at appropriate location to suit bead size.
5. Apply Leakmaster as a continuous bead without gaps, breaks or interruptions.
6. Allow sufficient concrete cover in proportion to bead diameter to eliminate potential for concrete cracking resulting from forces of expansion. Provide 50 mm minimum concrete cover.

Nozzle Diameter	Extrudable Length
3 mm (1/8 in)	35-40 m (125 ft)
6 mm (1/4 in)	8-10 m (30 ft)
8 mm (3/8 in)	4-5 m (15 ft)
10 mm (1/2 in)	Approx. 3 m (8 ft)

PRECAUTIONS

- Leakmaster should be stored in a cool, dark and dry place.
- This product contains solvents.
- Read printed label on cartridges before use.

RELATED PRODUCTS

- CJ-0725
- CJ-1020
- CJ-2020
- CJ-3030
- SS-0215

RELATED LITERATURE

- Installation Guidelines
- Hydrotite Properties
- Project Summaries
- Profile List
- SDS